



Brief to the Heads of Mission/Diplomatic Corp

TC Winston 2016

4/3/2016

Outline

□ Part 1: Overview of TC Winston Operation

- Status Summary
- Evacuation Center & Evacuees
- Coverage & Outlook
- Donor Assistance

□ Part 2: Areas of Need

- Education
- Health
- Agriculture



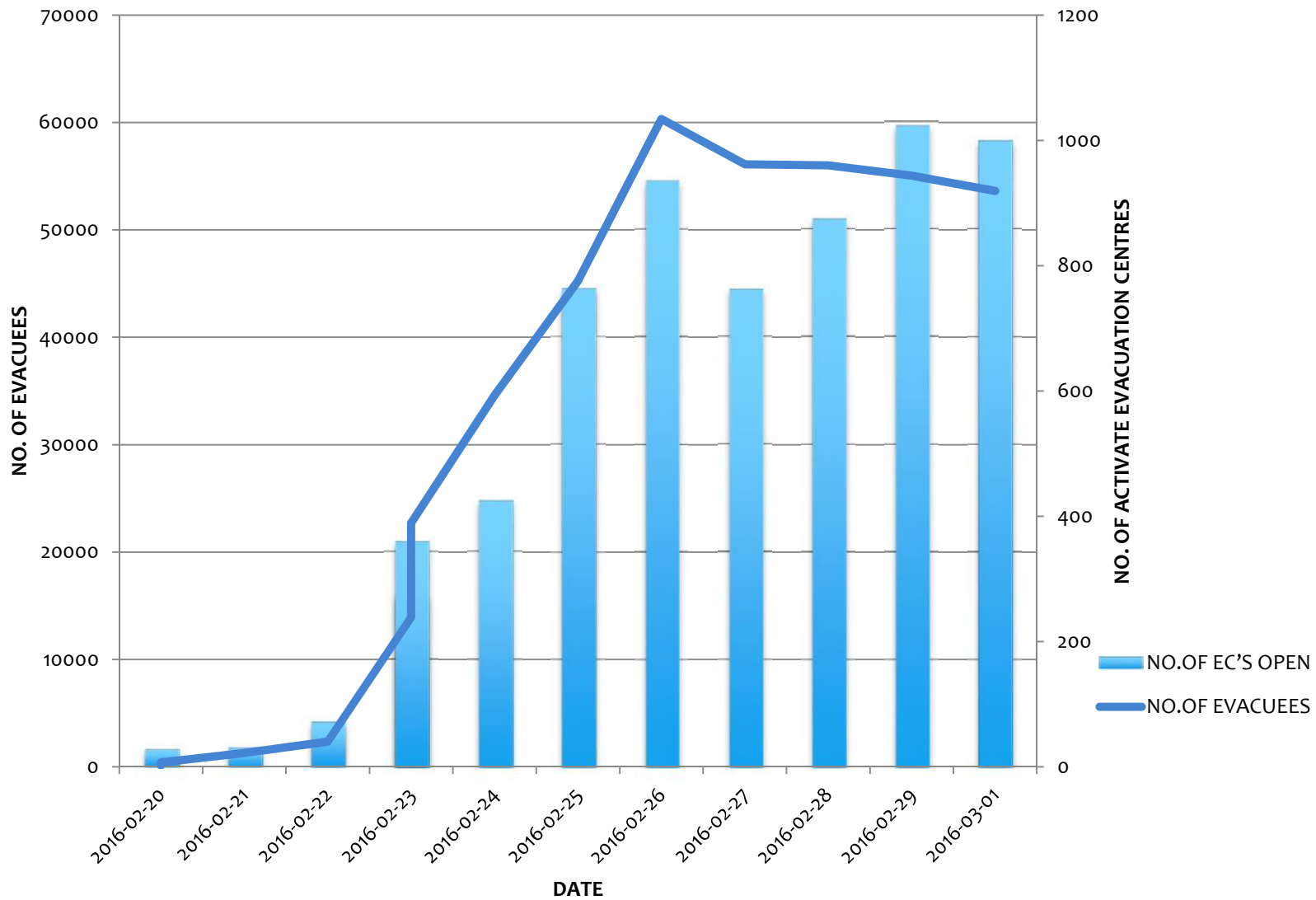
Part 1: Overview of TC Winston Operation



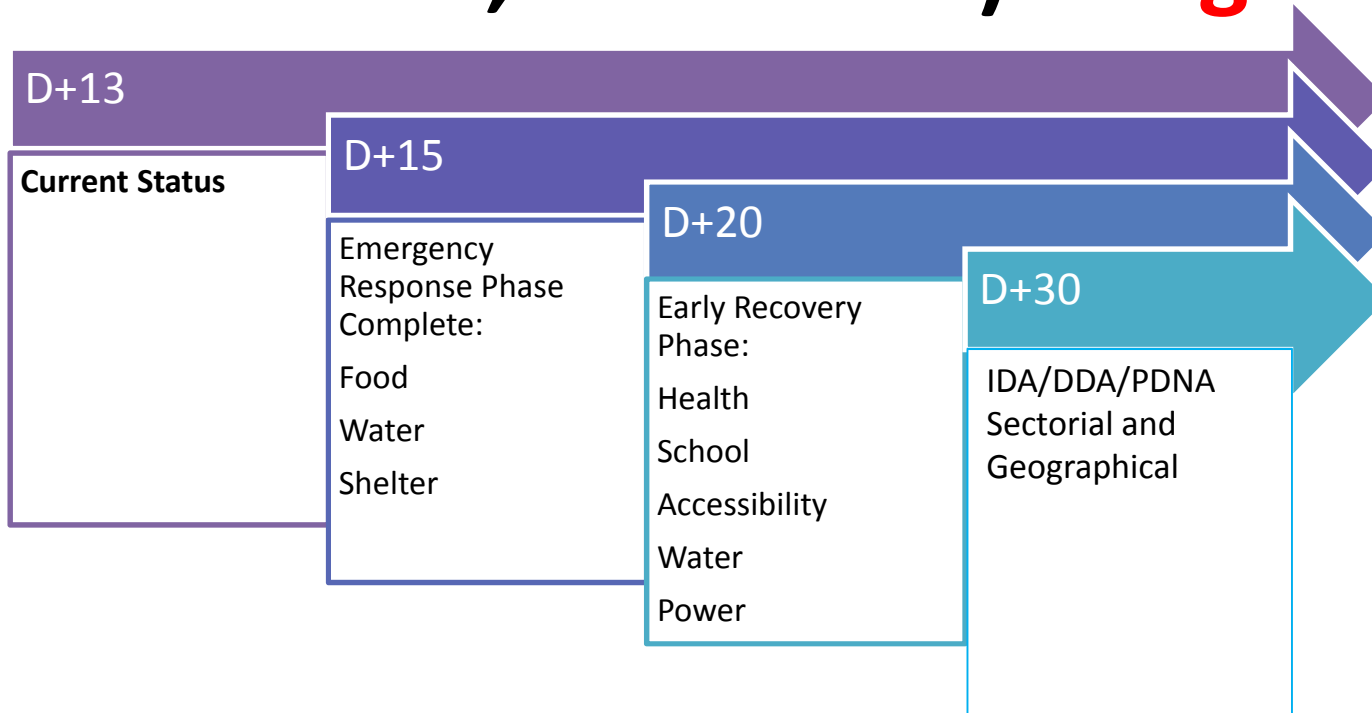
Status Summary (as of 3/3/16)

	CENT	WEST	EAST	NORTH	TOTAL
DEATH	7	13	21	2	43
MISSING					
HOSPITALISED	5	17	7	4	33
SICK/ INJURED	24	24	68	10	126
EVAC CENTRES	155	379	329	97	960
EVACUEES	12090	30,663	8,892	3,062	54,707

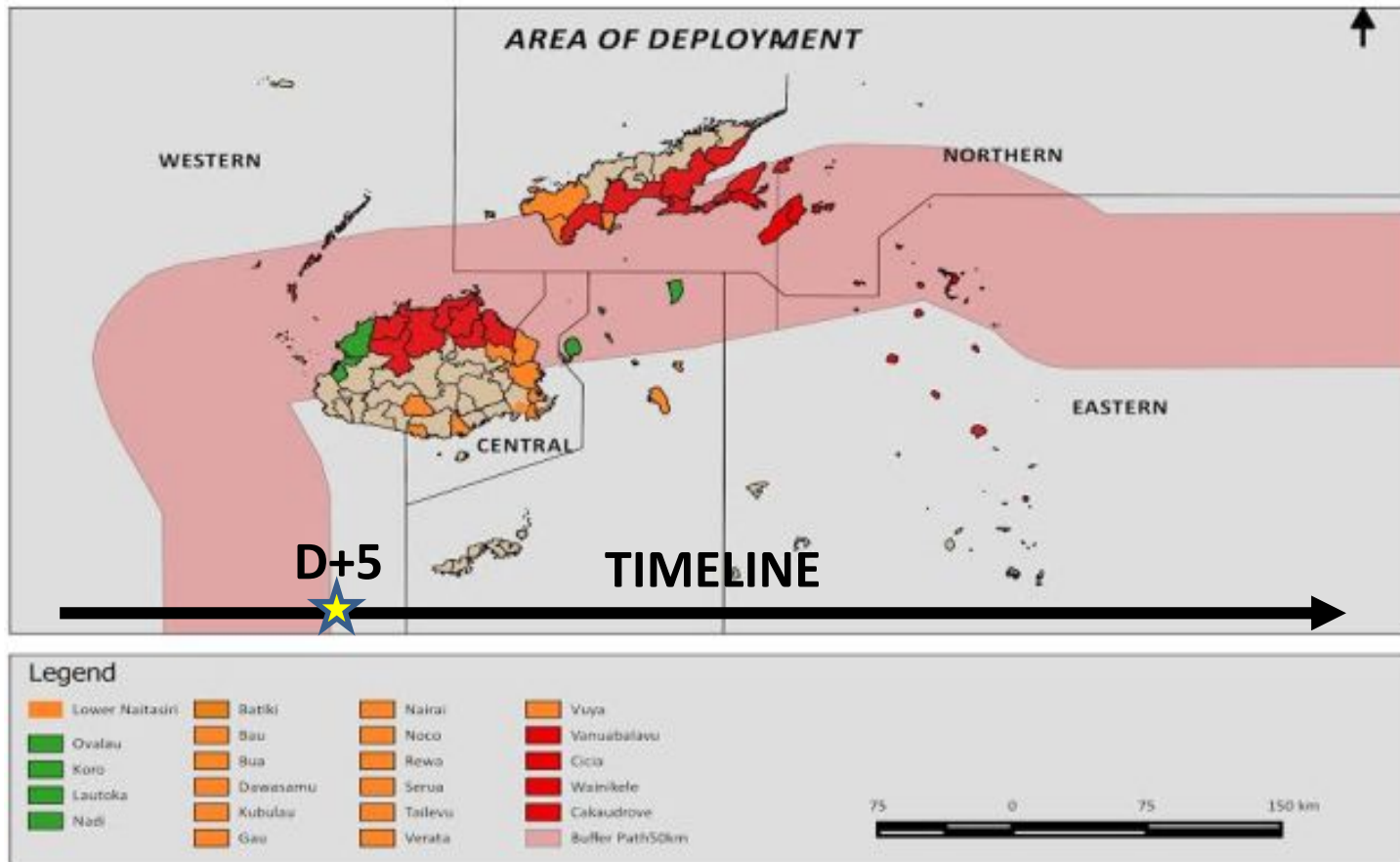
Evacuation Centers & Evacuees



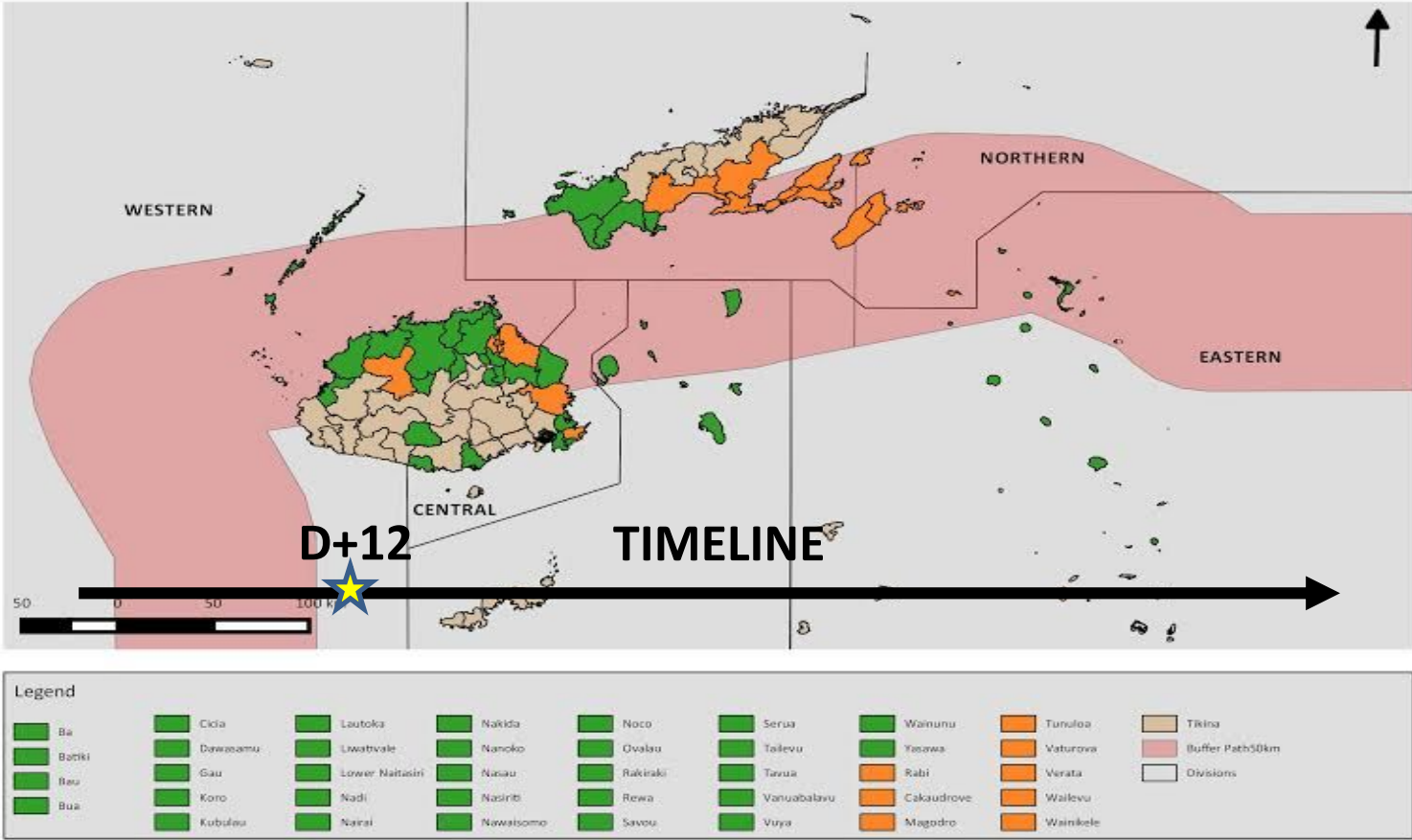
TIMELINE – Tempo (Decision, Execution, Transition) - Urgency



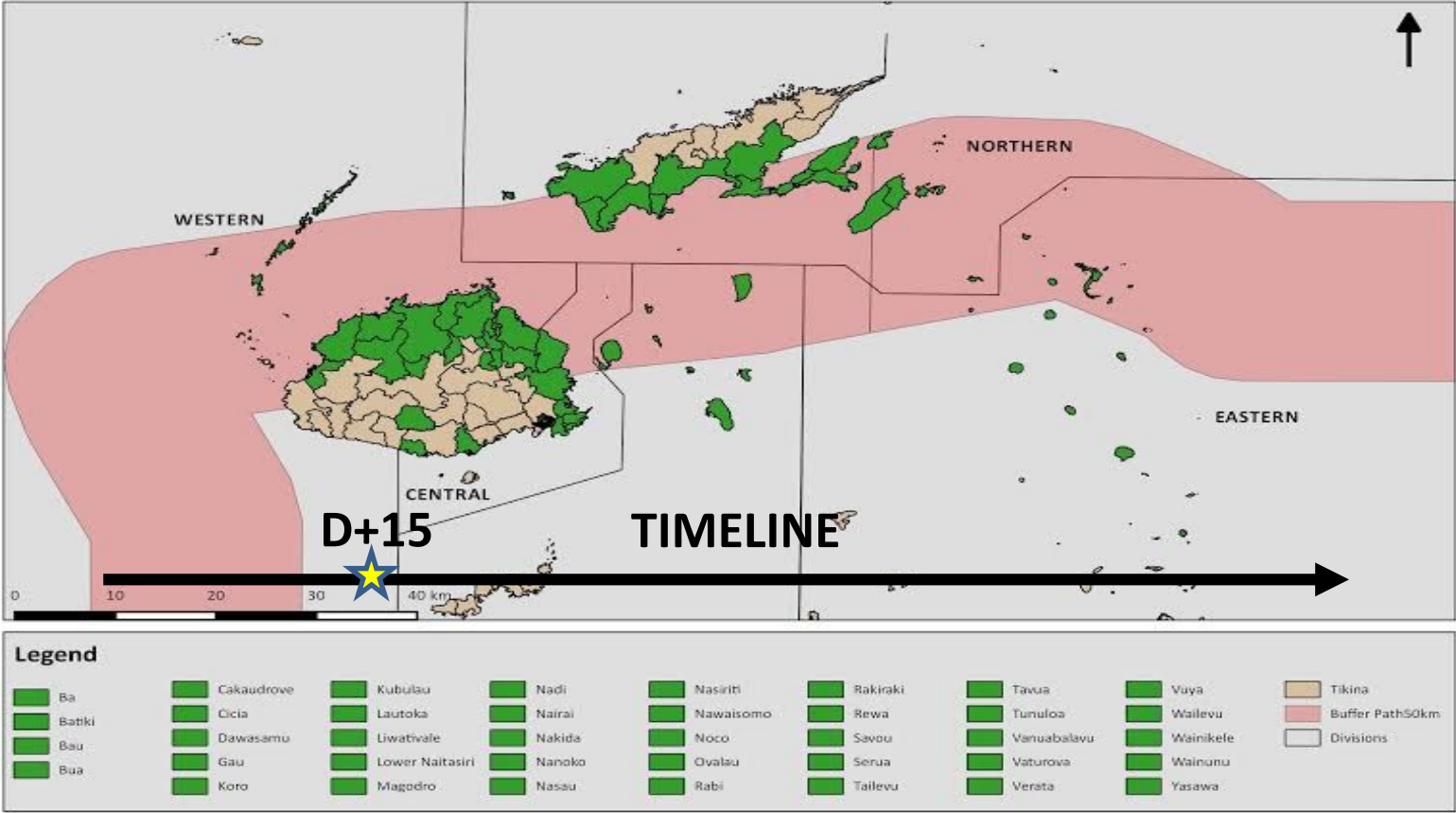
MONITORING D+5



MONITORING D+12



MONITORING D+15



Summary of Assistance

Type of Assistance	Value of Assistance in Monetary Terms		
	Aid-in-Kind/Technical Assistance	Cash	TOTAL
International Donors (Bilateral/Multilateral)	\$46,360,916.28	\$19,840,221.97	\$66,201,138.25

Summary of foreign Aid Assistance from Development Partners (as of 3/3/16)

Donor Agency	<u>Local Currency (FJD)</u>	
	Aid-in-Kind	Cash
New Zealand	\$2,560,400.69	\$426,733.45
Australia	\$22,954,178.25	
U.S.A	\$4,429,341.40	
China	\$213,630	
France		
French Polynesia		
Japan	\$5,703,921	
JICA	\$362,244.50	
Tonga		
Nauru		\$153,162.03

Summary of foreign Aid Assistance from Development Partners (as of 3/3/16)

Donor Agency	<u>Local Currency (FJD)</u>	
	Aid-in-Kind	Cash
International Organization for Migration (IOM)		\$427,260
UNOCHA		
European Union (EU)	\$9,351,493.80	
Tuvalu		\$229,743.04
Republic of Cuba		
GIMCO Korea Ltd.		\$50,000
Italy	\$235,484.35	
Samoa		\$100,000
Melanesia Trust Fund, PNG		\$32,000
Fuel Relief Fund, Washington		\$53,271.25
Korea Water Foundation		\$3,000,000

Summary of foreign Aid Assistance from Development Partners (as of 3/3/16)

Donor Agency	<u>Local Currency (FJD)</u>	
	Aid-in-Kind	Cash
PAPUA NEW GUINEA (PNG)		\$3,885,530.26
UK	\$510,222.29	
Tokelau		\$142,001.28
Kiribati		\$100,000
UNDP	\$40,000	
VANUATU		\$188,649.26
SES HQ GENEVA		
SINGAPORE		\$213,630
ISRAEL		
ADB		\$4,272,600
SPC		
India		\$2,136,300
New Caledonia		



Part 2: Areas of Need



EDUCATION

Preliminary Damage Assessment

Division	Education District	Total No of schools	Partially Damaged	Total Destroyed	Total Damaged & Destroyed	Total Est Costing(m)
Eastern	Lau	51	1	11	12	5,750,500
	Lomaiviti	42	9	18	27	8,602,327
	Rotuma	5				
	Kadavu	32				
	Sub Total				39	
Western	Nadi/Ltk /Ysw	106	38	6	44	3,583,450
	Ba/Tavua	77	37	9	46	5,645,000
	Nadro/ Navosa	74	15	0	15	377,500
	Ra	49	18	3	21	7,010,000
	Sub Total				126	
Northern	Cakaudrove	80	25	8	33	2,671,000
	Macuata/Bua	123	13	2	15	975,500
	Sub Total				48	
Central	Suva	119	28	0	28	431,424
	Nausori	143	18	6	24	10,941,950
	Sub Total				52	
Total		901	202	63	265	\$45,988,651
Percentage of schools partially/fully damaged = 29%						

Areas of Need-Education

- Construction & repairs:
 - Classrooms
 - Teachers quarters
 - Dormitories
 - Dining Hall
- Teaching & Learning equipment (desk, chairs, textbooks, etc.)





HEALTH

Estimated damage to Health Facilities

Division	Cost	Comments
Central Division	\$3,079,500.00	-Dawasamu NS -QVS/RKS NS
Western Division	\$1,271,600.00*	-Waimaro NS -Nanukuloa HC -Ra Maternity Hosp -Keasi HC
Northern Division	\$264,500.00	-Taveuni Hosp -Vuna HC/NS
Eastern Division	Assessment ongoing	- Koro HC
Total	\$4,615,600.00	<i>this figure is expected to be revised</i>

Areas of Need-Health

- Medicines & Consumables
- Biomedical equipment
- Instruments
- Psychosocial support
- Construction & repairs of:
 - Nursing Centers
 - Health Centers
 - Hospitals
 - Medical quarters





AGRICULTURE

Preliminary Damage Assessment

Division	Estimated Crop Damage (F\$)	Estimated Livestock Damage (F\$)	Total Value (F\$)
Eastern	\$8.52 M	\$5.68 M	\$14.2 M
Central	\$15.42 M	\$10.28 M	\$25.7 M
Western	\$28.98 M	\$19.32 M	\$48.3 M
Northern	\$19.2 M	\$12.8 M	\$32.0 M
TOTAL	F\$72.12M	F\$48.08M	F\$120.2M

Areas of Need-Agriculture

	Estimated cost (FJD)
Recovery	
Crops	\$999,420
Livestock	\$1,061,015
Total (Recovery)	\$2,060,435.00
Crops	\$709,933.70
Livestock	\$4,322,375.50
Total (Reconstruction)	\$5,032,309.20
Total	\$7,092,744.20

Recommendations

- Note the current status
- Consider the areas of need for key sectors affected (Education, Health, Agriculture)

VINAKA

